



WELCOME CROESO



St Joseph's RC High School
Ysgol Uwchradd Gatholig Joseff Sant

HELP!

**“I honestly
didn’t have any
worries! I was
really excited”**
Noel Basil 7H



If you would like to view this document online, then please scan the the QR Code on the left with your smart device. Or go to our school website, and click in the Academic Section under Transition

www.sjhs.org.uk/transition

Whichever school or part of the world you are joining us from we are looking forward to meeting you, but first you might have some questions...

1	Welcome to St Joseph's RC High School	05
2	Who are we...	06
3	School life and Wellbeing	10
4	Rules and Regulations	18
5	What you will need before starting in September	24
6	School work, homework and reports	30
7	Travel	34
8	Hints & Tips, Questions and Answers	36
9	School Library	42
10	Subject information	44
11	Fun zone for new students	58

Transition...changing from one environment to another



A letter to Year 6 from Kate Hatton, 7S

Dear future Year 7 students...

Hello, I hope you are well, I would like to take this opportunity to introduce myself. My name is Kate, I am so excited to welcome you to Year 7 at St Joseph's RC High School! I know starting secondary school can be a big step, and you might have some nerves about joining a larger school. But don't worry - we're here to help you feel comfortable and thrive in your new environment

This year is going to be packed with exciting opportunities to learn, explore, and grow. You'll be meeting new teachers, making new friends, and discovering a whole range of subjects you may have never explored before.

To help you settle in, here's a little bit of information about what to expect:

Your Form: You'll be part of a Year 7 form, which is like a small, supportive family. Your Form Tutor will be your main point of contact for any questions or concerns.

School Routines: You'll receive a timetable and a map of the school in your first week. Don't be afraid to ask for help if you get lost - we are all happy to guide you!

Support: If you need help with anything, whether it's finding your way, understanding a lesson, or you are just feeling a little overwhelmed, please don't be scared to ask your Form Tutor, a teacher, or support team.

Transition Activities: We'll be hosting a few events throughout the summer term to help your transition into Year 7, including a tour of the school and you may experience some of the subjects you will study.

I am really looking forward to meeting you and getting to know you better. I believe that with hard work, enthusiasm, and this supportive community, you will have a fantastic year at St Joseph's.

Welcome again!
Yours Sincerely,

Kate

WELCOME



Dear Parent/Carer,

It gives me great pleasure to welcome you to our transition brochure for 2025/26. Choosing the right secondary school for your child is one of the most important decisions you will make as a family. You want your child to be happy and successful, and you need to feel confident that St Joseph's Roman Catholic High School will provide a caring, creative, and challenging environment where this can be achieved.

We believe that we are able to provide the best experiences for our students because we place Christ at the centre of all we do, driven by our Catholic Virtues and our mission, summarised in the words, 'Serving God through Learning Together'. As Pope Francis said, "Education is an act of hope" and at St Joseph's, we understand that the learning experiences that children have at this stage of their education will play a significant role in shaping their future. We take this responsibility very seriously and work tirelessly to ensure that all our students leave school with the best possible opportunities to succeed.

We are a vibrant, busy and happy school with a sustained record of high-quality outcomes and a strong pastoral system where each child is known. We recognise that in order for potential to be realised, a strong partnership between student, school and home must be in place. Mutual respect, a readiness to learn and high expectations must be shared by everyone so that an environment is created in which every child may feel secure and is able to flourish in a community of faith, hope and love.

We hope you find this brochure useful in supporting the transition process and, in my capacity as Headteacher of St Joseph's RC High School in September, I look forward to sharing with you the exciting journey your child is just beginning.

Mrs J Morgan, Headteacher



Dear Year 6, almost Year 7,

Welcome you to St Joseph's RC High School. The transition from primary school to secondary school may seem like a massive step, but it represents the beginning of an exciting new chapter for us all. You will have so many questions for us and we are delighted to be able to begin sharing information with you about what school will be like as we begin our journey together. Your form tutors and I are looking forward to working together with you in the years ahead and celebrating your successes as you progress through the school. Every one of you will bring something special that will enrich our school community further and we look forward to getting to know you all.

Here at St Joseph's RC High School, we work hard to ensure our community is a happy one and that our school is welcoming and a safe place to learn. We are guided by the gospel values in all we do. We pride ourselves on the excellent academic opportunities we strive to offer each and every one of you, as well as the pastoral care that is so important to your social and emotional development at this stage of your life. As a student in Year 7, you have to learn to take more responsibility for yourself and for your homework, behaviour and appearance than you might be used to. We believe that excellent learning is underpinned by excellent behaviour and high personal standards.

This is such an exciting time in your school career and you will be provided with many opportunities to flourish as you learn and grow. The years ahead will be some of your most memorable. We are privileged to be part of this stage of your life and we are looking forward to sharing the journey with you.

Mr S Wood, Head of Year 7

Who are we?



The structure of the school

There are lots of adults in a large comprehensive school and not all of them will teach you. Some teachers have special jobs to do for the school as well as teaching classes. There will be some teachers who look after year groups and some who plan the subject lessons or write the timetable. Somebody will be there to look after pupils who are worried or sick. There will be secretaries to do the letters and typing and people who cook and clean and look after the building and the grounds.

Each school has a STRUCTURE with the Headteacher responsible for the whole school and other teachers sharing out all the different jobs...



Mrs J Morgan
Headteacher



Mr J Ryan
Deputy Headteacher



Mr S Wood
Head of Year 7



Mr T Seghiri
Assistant Headteacher



Mr T Nunn
Assistant Headteacher



Mrs R Hanford
Assistant Headteacher



Mrs K Burke
Assistant Headteacher



Mr A Doughton
Assistant Headteacher



Mrs S Webster
Head of Year 8



Mrs G Burgoyne-Hyden
Head of Year 9



Miss K Read
Head of Year 10



Mrs Y Richards
Head of Year 11




Mrs D Rogers
Business Manager



Mrs E Chamberlain
Head of Maths



Mrs K Burke
Head of RE



Mrs L Jones
Acting Head of English



Miss N Miles
Acting Head of History



Mrs C Williams
Head of Science



Mrs R Davies
Pennaeth yr Adran Gymraeg



Mrs C Clements
Head of MFL



Mr B Frost
Head of Geography



Mrs S Neale
Acting Head of Art



Mr C Wyatt
Head of Computer Science



Mr C Williams
Head of Technology



Miss B Doyle
Head of Performing Arts



Mr G O'Driscoll
Head of PE



Mrs L Winterflood
Head of Sociology



Mrs V Hill
Head of Business
and Criminology



Miss D Jones
Head of Inclusion



Miss R Wilcox
Head of Skills

“ All the teachers are extremely nice and helpful. I didn't need to worry about them being scary as they were all very friendly and welcoming”.
Takondwa Chinungu, 7O

Here's an idea to help! The ground floor is G, the first floor is F and second floor (top) is S. The ground floor you will find RE, Music, Science and the toilets; F floor is Art, History, Geography, Maths and English; and S floor is Business, Languages and Cymraeg ”

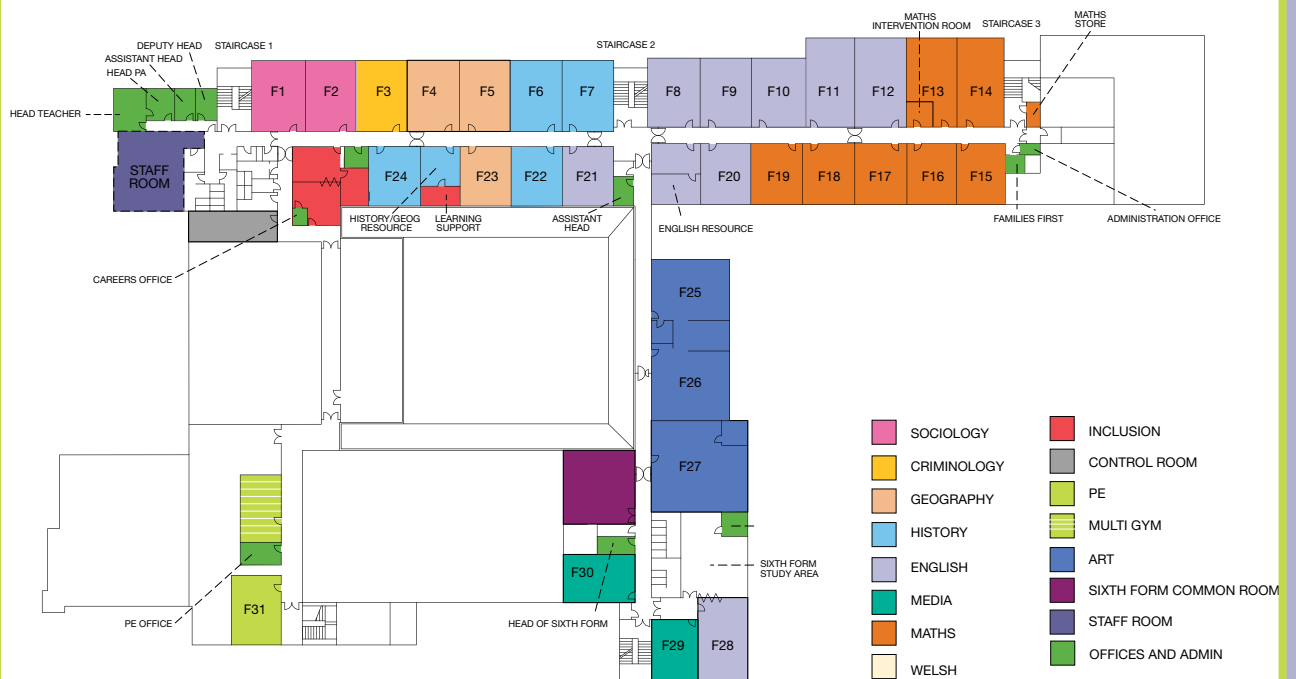
The floor plan shows a school building with the following rooms and areas:

- CHAPEL** (Yellow)
- EXTERNAL OFFICE** (Purple)
- RE** (Orange)
- MUSIC** (Light Blue)
- SCIENCE** (Light Purple)
- GYM** (Light Green)
- SCIENCE** (Teal)
- DESIGN & TECHNOLOGY** (Dark Blue)
- SPORTS HALL** (Green with vertical stripes)
- COMPUTER SCIENCE** (Light Orange)
- CANTEEN** (Yellow)
- MAIN HALL & STAGE** (Pink)
- DRAMA** (Light Pink)
- OFFICES AND ADMIN** (Green)
- FIRST AID** (Red)

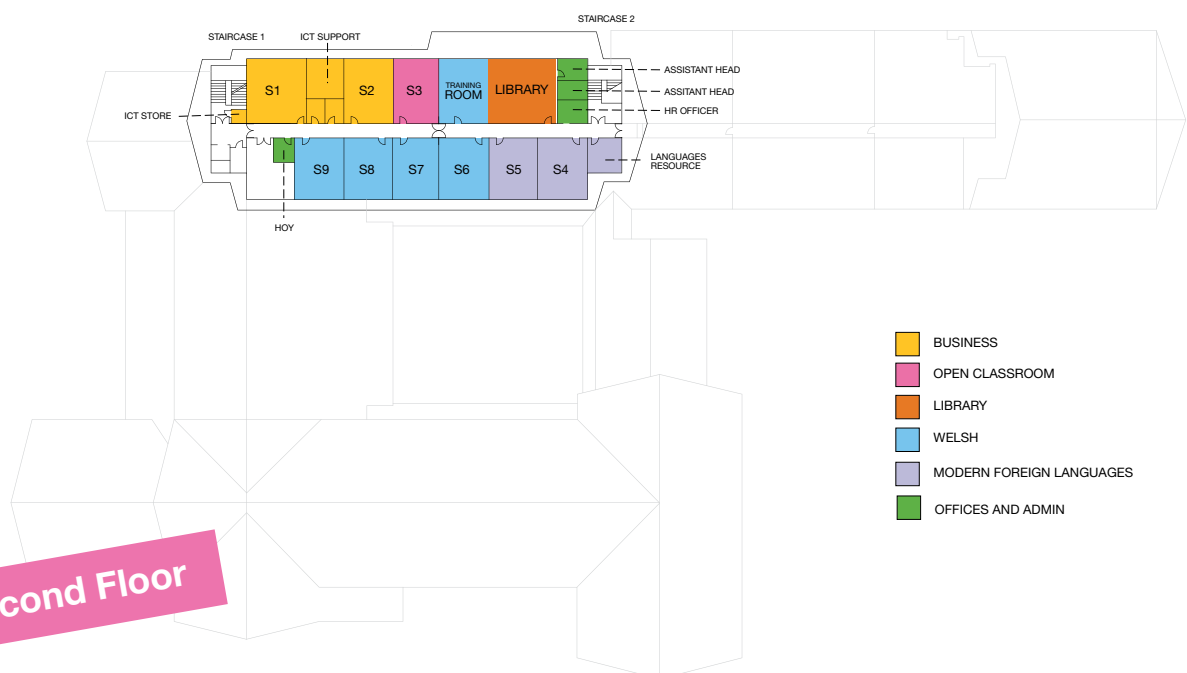
Other labeled rooms include: CHAPEL, CONFERENCE ROOM, SITE MANAGER, RECEPTION, EWO, BUSINESS MANAGER, ADMIN OFFICE, FIRST AID, DATA MANAGER, HALL, CANTEN, CANTEN OFFICE, SHOWERS, CLEANERS STORE, QUAD AREA, GYM, G0, G1, G2, G3, G4, G5, G6, G7, G8, G9, G10, G11, G12, G13, G14, G15, G16, G17, G18, G19, G20, G21, G22, G23, G24, SAH ROOM, TECH STORE, HOY, STAIRCASE 1, STAIRCASE 2, STAIRCASE 3, SHOWERS, AUXILIARY MEDICAL ROOM, REPROGRAPHICS, ASSISTANT HEAD, and DRAHA STORE.

First Floor

SJHS FIRST FLOOR



SJHS SECOND FLOOR



Second Floor

Attendance

Missing school means missing out.

Missing school can seriously effect your academic progress.

At St Joseph's RC High School we believe that it is very important to attend school EVERY day unless you are ill.

Each day you are absent means that you have missed five lessons. Teachers do help pupils to catch up when they have been ill, but if you miss too many days there is a danger that you will fall behind with your work. It is so important that you attend school every day, also that you arrive in school on time. There is a clear and well evidenced link between good school attendance and achieving good results. If you miss school you may fall behind in work which may affect your future prospects.

Good school attendance also shows that you are reliable, you are more likely to achieve and will play a positive role in your community.

We celebrate good attendance with certificates which are awarded every term.

Please note: St Joseph's does 'not' authorise holidays or travelling to see relatives in term time. Such absence will result in a Fixed Penalty fine issued by Newport city Council.

The St Joseph's
attendance
aim is 100%
for every pupil

0 missed days
= all lessons
attended.

5 missed days
= 25 hours
of learning
missed.

10 missed days
= 50 hours of
learning missed

15 missed days
= 75 hours
of learning
missed.

Remember If you have been absent due to illness you MUST call ASAP to explain and bring a letter from your parent/carer to explain your absence when you return to school.

A school day at St Joseph's...

Day		Period 1	Period 2		Period 3	Period 4			Period 5
	Registration 08.50 - 09.00	9.00-10.00	10.00-11.00	Break 11.00 - 11.20	11.20-12.20	12.20-13.20	Lunch 13.20 - 14.00	Assembly / Tutorials 14.00 - 14.20	14.20-15.20
Monday									
Tuesday									
Wednesday									
Thursday									
Friday									

Above is an example of a day at St Joseph's.
Try our little quiz to see if you understand the timetable...

How many lessons will you have each day?

How many lessons will you have each week?

How long does each lesson last?

How many hours of lessons will you have each week?

Why is assembly so important?
(Think about what happens during assembly)

What would you do during registration/tutorials?

How many minutes does break last?

What time does lunch a) start b) finish

How many minutes does lunch last?

School Meals

The School has excellent on-site catering facilities whereby pupils can purchase breakfast before school (8.30am-8.50am*)

During mid-morning break:

Break : 11am-11.20am

During lunch break:

Lunch : 13.20pm-13.50pm

An "Appetite for Life" compliant healthy eating menu is prepared and offered during term time by our catering partners Chartwells.

Every student is set up with an individual account. Money can be added to your child's account on-line via Schoolcomms (our on-line payment system). We do not accept cash payments.

Access to your child's account is via a biometric system (facial recognition). A letter will be sent to all parents/carers seeking agreement to participate and at the beginning of the academic year, the school will organise for an account to be set via facial recognition. Cameras are located at till points and recognize a child's facial image print and calls up their unique account.

keep it healthy...
keep it nutritious...
keep it interesting...

Alternatively, you can visit the website www.schoolgateway.com and click on 'new user'. You will receive a text message with a PIN number to log into School Gateway. If you experience any trouble when logging in, please contact the school on 01633 653112 and we will update your details on SIMS. Details on downloading the app are also available via our school website.

Please note that the on-line payment option is also available for trips. The School will notify relevant parents/carers by text or email when school trips (including on-line consent for your child to take part in trips), are available for payment on Schoolcomms.

Please note that we are a healthy eating school and take food and fitness seriously. This is why we do not sell certain foods or drinks, such as chocolate, fizzy and energy drinks, fast food, crisps etc. We would ask parents who send their children to school with a packed lunch to be cognisant of our healthy eating aims. The canteen contains a facility for pupils to top up their water bottles during mid-morning break and lunch periods.

A stylized line drawing of a fork and a spoon, both in a light yellow color, positioned vertically. The fork is on the left and the spoon is on the right. They are set against a background of colorful, flowing, abstract shapes in shades of blue, green, and orange.

www.sjhs.org.uk/canteen

Your wellbeing...

Our number one priority when pupils come to St Joseph's is to ensure that they are safe and happy, by doing this we know that you will enjoy your time at school, be comfortable in your surroundings and be able to focus on being the best you can be. Two 'golden rules' that are easy to remember are always to be a nice person and try your best. We place a huge significance on kindness, respect, compassion, manners, and personal discipline and expect these qualities to be seen and heard every day.

We also want you to take some risks in your learning by coming out of your comfort zone, express your ideas and emotions in a confident yet controlled manner, develop and maintain healthy relationships with other pupils and staff, and take on different roles and responsibilities within your year group or across the whole school.

Some really important areas of your wellbeing that we will support you with and focus on are, physical health and development, mental health, and emotional and social well-being. We will guide you in understanding how these different areas of health and well-being are connected and appreciate how important good health and well-being are in your personal development, learning and being a happy person.

**"I was
scared of people
in older year groups"**

Louis Bartlett, 7E

"Older students are helpful and will help you get to your next lesson if you need it."

**"One of my biggest worries
was making friends. I thought
it would be difficult since only two of
my friends were coming with me to high
school." Gabriella Winterflood 7J**

"But with a little courage to talk to new people, I quickly found it was much easier than I expected to make new friends."

**"How will I cope with an
entirely new timetable?"**

"I know it may seem overwhelming at first but your time table will come incredibly naturally when it comes to places. It will be the same time table every two weeks so you know the order!"

Layla Carr 7H

www.sjhs.org.uk/healthandwellbeing

Asking for help

Sometimes things can go wrong at a new school; maybe something little like not finding your way, or maybe a bigger issue like getting into trouble or not managing the work. Don't let things get worse before you discuss it with somebody you trust.

Remember our school motto 'Serving God through Learning Together' – we are a community and looking after one another is very important.

Everyone has worries and there is always someone to help...

Friends can help in lots of ways. They can show you the way around and explain about dinners, timetables and other new routines.

Teachers can help you with your work if you explain that you don't understand something. They will also be helpful if you forget something or get lost but they can only help if you tell them what is wrong.

Home will want to help you and it is important that you tell the grown-ups who look after you about any problems you are having **AS SOON AS THEY HAPPEN**.

"I was worried that I would have too much homework and that I would forget and get in trouble "

Matias Barboza, 7O

"BUT don't worry you don't get much homework, plus you won't get into any trouble if you forget to begin with"

"I was worried about finding which classroom to go to as it's a big school"

Zoe Uveges, 7T

"With the help of teachers, they guided me to the correct class. I brought my timetable every day which was really helpful because it has the class and room number on it".

Looking forward

There are many exciting opportunities to look forward to at St Joseph's. You will meet many new teachers, study new subjects, make new friends and be able to make a positive contribution to our fantastic school.

Clubs and Extra Curricular Groups

Would you like to join any of the clubs at St Joseph's? Or perhaps you can think of a club you might like to start up. We have a wide variety of clubs and interests for you to try. These will give you the opportunity to show us your experience, skills, enthusiasm and dedication.



You will also be able to join various sports teams including:

Rugby Football
Athletics Gymnastics
Baseball Basketball
Hockey Netball

You can also join:

Ministry for Curriculum
Ministry for Community
Ministry for Wellbeing
Gweinidogaeth dros y Gymraeg
The Orchestra
Dodgeball Club
Lego Club
Cyngor Cymraeg
Harry Potter Club
Junior Choir
Eco Group
Chess Club
Transition Team
The Science Club
Reading Buddies
Form Reps
Cafod Café
Art Club
Newport Live Activities
Spelling Buddies
School Productions
Minecraft Club
D4D Club ...and lots more!

School Ministries

Our school ministries are your chance to have your say, be a part of a team that aligns with your passion...

During your first term as a Year 7 you will be asked if you would like to become a representative for a school ministry. This is totally optional, but you can have your say and help your class mates to share their hopes and ideas on how the school runs:



Ministry for Curriculum Gweinidogaeth y Cwricwlwm

- Consulting on the topics covered in the new curriculum.
- Developing the role of student voice in the school.
- Exploring different approaches to feedback in work.
- Analysing approaches to questioning and modelling in the classroom.
- Exploring ways a curriculum is designed.



Ministry for Community Gweinidogaeth dros y Gymuned

- Ensuring all staff and pupils know how to tackle bullying, racism, sexism and all forms of discrimination.
- Celebrating our local, national and international and multi-cultural context.
- Retaining our ECO school status with an active environmental plan and campaign.
- Developing the extra-curricular programme to help meet the needs of learners at lunchtime and after school.



Gweinidogaeth dros y Gymraeg Ministry for the Language of Cymraeg

- Ensuring that **Cymraeg** is a presence and is kept around the school.
- Helping staff and pupils use their **Cymraeg** language skills around the school and not just in their lessons **Cymraeg**.
- Help pupils and staff to see the benefit of learning **Cymraeg** and the opportunities available.
- Ensuring that pupils have the opportunity to learn about Cymru, our culture, heritage and language across the Curriculum.
- Helping us to achieve the Bronze Campus **Cymraeg** Award for the **Cymraeg** language.



Ministry for Wellbeing Gweinidogaeth er Lles

- Collaborating with outside agencies to make a difference in school and outside of it.
- Promoting good mental health for both staff and pupils.
- Promoting good physical health by utilising outdoor space and facilities.
- Ensuring that pupils feel physically safe around the school.
- Develop clubs during break and lunchtime to help ensure pupils feel a sense of belonging.
- To establish a wellbeing ambassador programme working with outside agencies.

A letter to Year 6 from Dara Souza, 7J

As a year 7, almost year 8 now, I look back at myself in September and realize how I was scared of high school for no reason. As a Year 6, you go from being the oldest student in your primary school to being the youngest student in high school and that change causes unavoidable worries. Here's a list of some common ones and the honest truth about them.

Missing the bus. I was worried about missing the bus thinking I would get a concern or even worse a detention, but the honest truth is that at school there are many teachers on duty to help you locate your particular bus (there are many school buses). Another plus, is that for the first weeks of year 7, you get to leave your last lesson a few mins early to catch the bus on time. On your 1st day of school, it will only be year 7s in school which helps too. A good thing about buses is that you make friends with people you might not usually talk to or see frequently in school.

Being late to class. Another one of my worries was being late to class, especially as I came from a smaller primary school but luckily both students and staff are helpful. Teachers are especially understanding when it comes to getting lost in the first couple of weeks, so there's no need to be worried about getting lost - a good thing about our brains are that it remembers the school layout once you've spent a few weeks at St Joseph's.

Forgetting books/timetable/equipment. This used to scare me because I didn't want to get in trouble for not having the right equipment or forgetting which week I'm on - I recommend packing your bag the night before and having your timetable pinned somewhere like your bedroom or anywhere you walk past frequently. When it comes to your PE kit, the school has spare jumpers to provide you with just in case you need some and don't worry, they are washed and clean.

Concerns and detentions. During my first few days at St Joseph's RC High School, I was afraid of getting a concern, as I had heard of the school's

strict standards but the truth is that you won't get a concern if you follow the rules and do your best in class. You won't get a concern if you make a mistake, your teachers are always there to guide you and teach you. You have a very low chance of getting a concern, especially in Year 7 as long as you follow the rules, be yourself and try your best!

Making new friends. Finally, one of my last but major worries was making new friends since I came from a tiny primary school. I would be meeting new people, from different schools, backgrounds, cultures etc. I think that your friends just slide into place, even if you're not very social, you'll make new friends everywhere - not only in your class - and you can bond over anything, favourite subjects, going to the same after school club, sitting next to each other in some lessons or even just smiling at someone can instantly start a long lasting friendship. A secret piece of advice from me is to try to smile at people you walk past, it leaves a good impression on both students and teachers.

In conclusion, moving to high school is definitely a big change but the truth is that you have absolutely nothing to worry about. Although it becomes a big change in your everyday life, you eventually get used to your new surroundings and everything else will slide into place.

Pro tip: always be true to yourself and don't try to fake being someone you are not, you will find someone who likes the true you. Be kind and respectful to yourself and everyone around you whether they are a student or staff.

Dara xx

A letter to Year 6 from Zoe Uveges, 7T

Dear future Year 7's,

I would like to take this opportunity to welcome you all to this new school! I'm Zoe, one of the current Year 7 students here at St Joseph's. I would like you to understand that there is nothing to worry about moving to Year 7. Last year I was in the exact same position as you are right now, but as you can see, I am very grateful about it. I am happy and I enjoy school very much, and I hope you will too! To make you more comfortable throughout your journey to high school, I have included some tips, advice and information that may be useful to you:

Classrooms: At first, I was very confused and scared that I would get lost, but after a few weeks, I got used to it. Remember that there are always people there to help you! On the ground floor (G), you will find Drama, RE, Music, Admin, the Hall, the Sportshall, Technology, the Canteen, Science and the Gym. On the first floor (F) will be the Sociology and Criminology, History and Geography, Inclusion, the Uniform Shop, English, Maths, Art and Media Studies rooms. On the second floor (S) we have the library and all the language classrooms, for example, Spanish, French and *Cymraeg*. There is a one-way-system that we use to stay safe and not get the staircases too crowded. There are silly older students who break the one-way-system, but don't listen or copy them. Outside (O), we also have the Computer Science rooms. There are a lot of things to remember, but trust me, you'll understand this all in no-time!

Forms: When I was starting Year 7, I was always thinking about classmates and what they will be like, but also all of my other friends. A form is like a class (like in Year 6) and you will do most of your lessons together. There are eight forms in each year - JOSEPHTV - JOSE and PHTV are split. Some lessons you will do together, but some you will not. For example, JOSE will have maths and games together, and PHTV will do maths and games together. JO will have technology lessons together, and so will SE, etc. You will be in the same form until Year 11 (unless you switch

forms for a reason). You will also have a Form Tutor, which is like your main teacher and go to adult. Their job is to answer any of your questions and help you with anything! You get the idea right? Every form has an AM REG and a PM REG. Your form is a great idea in my opinion, as you get to make new friends for a lifetime!

Equipment: When packing your school bag, things you **MUST** include are your pencil case (which we will discuss in a moment), PE kit (if you have from the canteen) and your phone if you wish, but you can only use this in the yard at lunchtime. I also tend to bring some extra essentials such as deodorant and a hair brush just in case. Must-haves in your pencil case are a black or blue pen, pencil, ruler, calculator, purple pen, rubber, sharpener, some highlighters and colored pencils. Top tip: I would always recommend bringing spares because, you never know, your pen might run out! Your bag must be black, navy or dark grey, and so does your coat when it's cold.

I hope the information that I have provided has been helpful to you. I wish the best of luck for you at St Joseph's RC High School and I hope you will enjoy yourselves! I promise that you will not need to worry about anything! I guarantee you will regret worrying after a few weeks at high school. If you have any questions, there are lots of lovely students and teachers around the school that will be willing to help or you can ask once of our Year 7 Transition Team. Have a great time!

Zoe Uveges xx



Managing your behaviour:

Give an example of how you could apply these rules:

Follow all instructions first time
Arrive on time and stay on task throughout the lesson
Always bring the correct equipment to the lessons
Keep hands, feet, objects and harmful words to yourself
Listen to either the teacher or the person(s) asked to speak

Mobile phone rules:

Please follow these instructions	
1	Phones must be switched off and in bags during lessons and inside the school building.
2	A student who uses their phone without permission will have their phone confiscated.
3	In the first instance, the phone will be returned to the student at the end of the day.
4	You will be notified of this through the School Gateway App. This notification on the School Gateway App will read 'Phone Confiscation – inappropriate use of technology'.
5	If the same student violates the new rule again, parents / carers will then have to collect the phone from school. You will be notified of this through the School Gateway App. This notification on the School Gateway App will read 'Phone Confiscation – persistent inappropriate use of technology'.
6	The only time a phone will be allowed out in a classroom is if the teacher has specifically given a student permission to take a picture of work.
7	Students may use their phone at break time and lunch time outside of the school building, in the canteen, Sixth Form study area and Sixth Form common room.

Super Values and Behaviour Management

Super Values	
1	Self-control: Tolerance, Patience and Empathy
2	Unity: Compassion, Service and Kindness
3	Perseverance: Show Commitment, Have Hope and Strive for Excellence
4	Enthusiasm: Passionate, Creative and Driven
5	Respect: Justice, Honesty and Tolerance
Positive Recognition	
1	Students receive positive recognition for following rules
2	Motivates students to choose appropriate behaviour and create a positive atmosphere
3	Improves students self esteem
4	Establishes positive relationships
Consequences	
1	Consequences are always a choice
2	When disruptive behaviour occurs we must be prepared to deal with it calmly and quickly
3	Consequences do not have to be severe to be effective
4	Sanctions are progressive, starting with a warning
5	Consequences then become gradually more substantial
6	We will keep a record of consequences

Six Rules	
1	Follow all instructions first time
2	Arrive on time prepared for learning and stay on task throughout the lesson using the voice level as directed
3	Listen to the teacher or the person asked to speak
4	Keep hands, feet, objects and harmful words to yourself
5	Mobile phones must remain in bags and switched off during lesson time. Technological equipment cannot be used in the building unless requested by a teacher as a learning tool
6	Behave appropriately in the corridors and at break and lunch
Behaviour Definitions	
Appropriate behaviour in the corridors and at break and lunch is defined as:	
1	Walking calmly through the corridors
2	Speaking respectfully to teachers and other students
3	Following the one-way system around the school
4	Phones being in bags when in the school building
5	Using a small group voice level when inside the building
6	Being inside the school building during break and lunch only when permission has been given



Catholic Pupil Profile

Pupils are growing to be . . .	
Compassionate and Loving	Compassionate towards others, near and far, especially the less fortunate; and loving by their just actions and forgiving words.
Faith-filled and Hopeful	Faith-filled in their beliefs and hopeful for the future.
Eloquent and Truthful	Eloquent and truthful in what they say of themselves, the relations between people, and the world.
Learned and Wise	Learned , finding God in all things; and wise in the ways they use their learning for the common good.
Curious and Active	Curious about everything; and active in their engagement with the world, changing what they can for the better.
Intentional and Prophetic	Intentional in the way they live and use the resources of the earth, guided by conscience; and prophetic in the example they set to others.
Grateful and Generous	Grateful for their own gifts, for the gift of other people, and for the blessings of each day; and generous with their gifts, becoming men and women for others.
Attentive and Discerning	Attentive to their experience and to their vocation; and discerning about the choices they make and the effects of those choices.



CATHOLIC PUPIL PROFILE

“What can we say the kingdom of God is like? It is like a mustard seed which, at the time of its sowing in the soil, is the smallest of all the seeds on earth; yet once it is sown, it grows into the biggest shrub of them all and puts out big branches so that the birds of the air can shelter in its shade.”

Gospel of Mark 4:30-32

School books

Take pride in your books and in your work!

When you start school you will be provided with an exercise book. When the book is full, your teacher will replace it free of charge. If you lose your book, you will be expected to replace it AND copy up all the work too.

Exercise books are very important pieces of equipment. All you need to write on the front cover is:

Your name

Your form

The name of the subject

The name of the subject teacher

YOU SHOULD NOT WRITE ANYTHING ELSE ON THE INSIDE OR THE OUTSIDE COVERS OF THE BOOK.

Titles will need to be underlined by using a ruler.

Pupils need to write in black ink, so make sure you have plenty of black pens.

Your books are a reflection of who you are and how seriously you invest time and effort into your learning. Make sure you give your books a bit of love and attention!

As well as your parents/carers, there will be a variety of people who will be looking at your books to support your learning and celebrate the progress you make.

Classroom teachers will mark books regularly and check the information you write down every lesson. Your Form Tutors and Head of Year will do occasional 'book looks' and senior staff will take a selection of pupils' work at different times of the year to monitor department work.





Uniform

It is important that you wear the right clothes when you start your new school. It will seem very different from the school that you go to now.

The first thing to think about is the uniform that you will wear and you can get these ready before you start school.

You will receive a uniform brochure with more details before the end of your last term in Year 6, but if you would like more details straight away then please see our website (click below).

www.sjhs.org.uk/uniform

Uniform can be expensive, so it is very important that you do not buy incorrect items - please pay very close attention as to what you can and cannot wear to school.

Uniform Suppliers

Macey Sports
Caerleon Road
Newport
NP19 7FX
Telephone 01633 259334
Email maceysports@btconnect.com
www.maceysports.co.uk

Beam Sports and Schoolwear
Cambrian Road
Newport
Telephone 01633 222261
Email beam26@btconnect.com
www.beamnewport.co.uk



Please remember...

Whenever you are wearing the school uniform you are ambassadors of the school. It is essential that you look, behave and speak to the highest standards.

DO NOT WASTE MONEY ON BUYING TRAINERS OR LEISURE SHOES. OUR EXPECTATION IS FOR EVERY PUPIL TO WEAR TRADITIONAL BLACK SHOES.



REDUCE, RESUSE, RECYCLE

We keep a large supply of donated and pre-loved uniform in school to cover lost items OR if you wish to swap something that is now too small. We also open the school for two days over the summer for you to collect uniform...all we ask is a small donation (£2 per item) if you feel that you can.

2025 uniform sale days
10am-12.30pm
TUES 22nd JULY and TUES 19th AUG

Hello Year 6 from Takondwa Chinungu, 70

My name is Takondwa and I am currently a Year 7 at St Josephs, I am very pleased to be able to welcome you to St Joseph's! There is no reason to be worried. Moving to high school is a very big change, but I can guarantee that in no time you will be feeling comfortable with your new school. I can also assure you that you will be surrounded by a very healthy environment and all the support you need, with much more opportunities to grow in your learning and achieve numerous things.

Don't forget! There is always someone willing to help you if you get lost or you need someone to talk to so don't be worried to ask for help, and don't be scared to start high school. Remember that high school is just one of the many opportunities to learn and grow in your knowledge. Also its a great chance to make lifelong friendships.

Good luck!

What equipment will you need?

There will be lots of changes during your day, especially with lessons and the equipment you will need.

- You will have to move around to different rooms for all your lessons.
- You will have a two week timetable
- You will have several teachers and you will need different items for the various subjects.
- You will need to keep equipment in your bag not your teaching room

At first it may seem a lot to remember but you will soon get used to it and it will become part of your daily routine.

There are lots of things that you might need when you start school and it is a good idea to practise packing your bag before the beginning of term.

Tick these boxes as you collect your equipment for September - we have left you some spaces in case you think of anything else.

Please do not bring correction fluid to school.

** It is preferable that you use writing pens with black ink*

***The next phase of our digital journey is to embark on Bring Your Own Device, which we look forward to embracing in the future with your child. This includes laptops, Chromebooks or personal devices.*

<input type="checkbox"/>	School Bag	<input type="checkbox"/>	Highlighters	<input type="checkbox"/>	30cm Ruler	<input type="checkbox"/>	Plastic Pockets
<input type="checkbox"/>	PE Kit Bag	<input type="checkbox"/>	Calculator	<input type="checkbox"/>	Eraser	<input type="checkbox"/>	Personal device **
<input type="checkbox"/>	Pencil Case	<input type="checkbox"/>	Wallet/Purse	<input type="checkbox"/>	Compass	<input type="checkbox"/>	Colours
<input type="checkbox"/>	Pens*	<input type="checkbox"/>	Watch	<input type="checkbox"/>	Dictionary	<input type="checkbox"/>	Water Bottle
<input type="checkbox"/>	Pencils	<input type="checkbox"/>	Lunch Box	<input type="checkbox"/>	Phone	<input type="checkbox"/>	A4 File

Subject equipment lists...

When you have your timetable you will need to plan what equipment you need to bring to school each day.

Religious Education



Your exercise book, a pen, pencil, ruler, eraser and coloured pencils.

English



Your exercise book, a pen, pencil, ruler and an eraser. Also your vocabulary book and private reading book.

Maths



Your exercise book, a pen, pencil, ruler, eraser and a scientific calculator.

Science



Your exercise book, a pen, pencil and ruler.

Art



Your sketchbook (which will be provided at your first Art lesson), some pencils, an eraser and a ruler will be helpful, but not vital.

Geography & History



Your exercise book, a pen, a pencil, a ruler, an eraser and some coloured pencils.

Cymraeg



Your exercise book, a black pen (and a spare one!), a ruler, a pencil, coloured pencils and an eraser.

It must seem an awful lot to remember, but do not worry, everyone feels a little confused at first and all other children manage to get it right. If they can do it so can you!

Modern Languages



Your exercise book, pens, pencils, a ruler, an eraser and possibly coloured pencils. When worksheets are used for homework, these must be brought to the next lesson.

Technology



Pens, pencils, an eraser, pencil sharpener, 30cm ruler, coloured pencils. You will need to bring in a tea towel when working with food and you may even wear your own apron. You will be told when you need to bring in ingredients for food technology.

Music



If you play an instrument such as the flute, violin or trumpet, you will need to bring it to school every week for your instrumental lessons and for orchestra.
You will also need a pen, pencil, an eraser and maybe some colours for certain lessons.

Drama



Your exercise book and a pen.

Physical Education



Boys

Black Shorts (2 pairs)
St Joseph's PE t-shirt or white polo shirt
St Joseph's games jersey
Trainers
Sky blue knee high socks
Football/rugby boots

Girls

Navy blue St Joseph's skirt
School white PE t-shirt or white polo shirt
Trainers
White knee high socks
St Joseph's or plain navy leggings
St Joseph's navy hoodie

Compulsory Items:

Gum shields and shin pads for girls and boys

Digital @ SJHS

Digital Technology at St Joseph's RC High School...

"Full participation in modern society and the workplace already demands increasingly high levels of digital competence and that process can only continue into a future that we cannot imagine".

Professor Donaldson



Today, we live in a digital world and it is this digital world that has been a revolutionary force over the last 10-20 years. It is a force that will change the way we will be delivering education over the next 7-10 years. Yes, we will still have to be able to read, write and add up. These are all very important skills. However, another layer has been added to learning because of the amazing technology we are surrounded by and the introduction of the new curriculum.

New Curriculum

As part of the new curriculum in Wales, the Digital Competence Framework has been created. Digital competence is the set of skills, knowledge and attitudes that enable the confident, creative and critical use of technologies and systems. It is essential for learners if they are to be informed, capable and have the potential to be successful in today's society. Digital competence should not be confused with information and communication technology (ICT). Digital competence is one of three

cross-curricular responsibilities, alongside literacy and numeracy; it focuses on developing digital skills which can be applied to a wide range of subjects and scenarios that are transferable to the world of work.

Students play an important role in shaping the way teachers and learners use technology effectively in the classroom. A team of student Digital Leaders are helping us to develop school policies on device usage, creating screencasts and books as App tutorials, and presenting to other educators who visit us to view our learning with technology. They are also involved in communicating to parents and carers at special E-safety evenings.

As a school we are embracing all aspects of the new curriculum and Digital Competence Framework. We are a multi device school and currently use PCs, laptops, Chromebooks and iMac's as part of our teaching and learning.

If you would like to find out more about our digital learning vision please visit the Interactive page on the school's website - www.sjhs.org.uk



**GOLD
AWARD**



SJHS is a Cyberfirst School

Our school is thrilled to announce our participation as a CyberFirst school, a program that offers a range of opportunities to enhance our educational offerings and contribute to the development of a robust talent pipeline in the field of cybersecurity. In today's digital era, where cyber threats and data breaches have become prevalent, cybersecurity is crucial, and we are dedicated to preparing our students for the challenges of the digital age.

Being a CyberFirst school provides us with specialist support and training from cybersecurity professionals, allowing us to design and implement robust cybersecurity curricula that prepare our students with up-to-date knowledge and practical skills. We also have access to industry professionals who offer firsthand insights into the latest trends, technologies, and real-world challenges, facilitating networking, mentorship, and valuable connections.

Our CyberFirst school status grants us access to cutting-edge technologies, software, and tools, as well as curated educational materials and online platforms that enhance digital and cyber education. By leveraging these resources, we offer an immersive and dynamic learning experience that fosters creativity, problem-solving, and critical thinking skills.

We play a vital role in developing the talent pipeline needed to address the growing need for robust protection against cyber threats. Our students are equipped with

the necessary cybersecurity knowledge and skills to safeguard sensitive information, protect individuals, organisations, and even national security. By fostering a culture of awareness and resilience, we build a generation of cybersecurity professionals who are well-prepared to combat emerging challenges and stay ahead of cybercriminals.

Our goal is to prepare our students for the future by equipping them with the knowledge and skills necessary to navigate the ever-evolving digital landscape. Through the CyberFirst program, we provide a solid foundation in cybersecurity principles and practical experiences that prepare our students for a successful career in cybersecurity.

We strive to nurture our students' unique talents and interests in the field of cybersecurity. Our dedicated faculty and industry professionals guide and mentor our students, helping them explore various facets of cybersecurity and discover their passion within the discipline. We also emphasise ethical practices and responsible digital citizenship, instilling values of integrity, respect, and accountability in our students.

By being part of our CyberFirst school, your child will have access to a supportive and inspiring learning environment that nurtures their potential and encourages their interest in cybersecurity. We are committed to providing them with the necessary tools and opportunities to excel, preparing them for a future where technology and cybersecurity play a crucial role. Thank you for entrusting us with your child's education and future and let us embark on this exciting journey of cybersecurity exploration and empowerment together.

School work

How to set out your work

The presentation of your work is very important.

Why?

- Good presentation makes a good impression on the reader who will want to read what is written.
- Good presentation shows that you have taken care over your work and you have pride in your work

Some advice on presentation of your work:

- Always use a black pen when writing in your exercise book.
- Always include the headings Gwaith Dosbarth or Gwaith Cartref and the date and UNDERLINE them with a ruler. (In some subjects like French and Spanish you might be asked to write the headings in the language you are learning).
- Always include a Title for the piece of work set and UNDERLINE it with a ruler.

- Always make sure that what you have written makes sense by including the correct punctuation and grammar.
- Always remember that you are an important individual and that your written work should reflect the best of you.
- Using correct grammar and punctuation is very important.
- Make a special effort to learn how to paragraph and punctuate your work correctly.
- Check that you can use full stops, commas, question marks, exclamation marks and apostrophes confidently.
- Ask your teachers for help.
- Literacy is a very important part of our curriculum and every teacher will be keen to help. Literacy is not just taught in the English Department it is a whole school topic.
- When teachers return marked work, read comments carefully. You will receive next step advice and guidance.

Write in complete sentences.

The first word of a sentence always begins with a capital letter and a sentence ends with a full stop.



I like St Joseph's High School



my favourite subject is English

Use capital letters correctly.


For example, the name of any person or place always begins with a capital letter.



I went on holiday to France



My name is anthony



At the beginning of Year 7 you will be given a Student Planner. It is a very important booklet and **MUST** be brought to school every day.

Your planner will have 'Traffic Light' cards in it so that you can show teachers how happy and confident you are with the tasks or topics.

Red

I need help please! I'm not sure about this task and would like some of the information repeated. Can you spend a little more time with me please?

Amber

I think I'm okay, I am going to have a try but I might need a learning partner or ask my teacher after attempting the task.

Green

I'm great! I understand - no help needed; I am able to work independently.

Homework

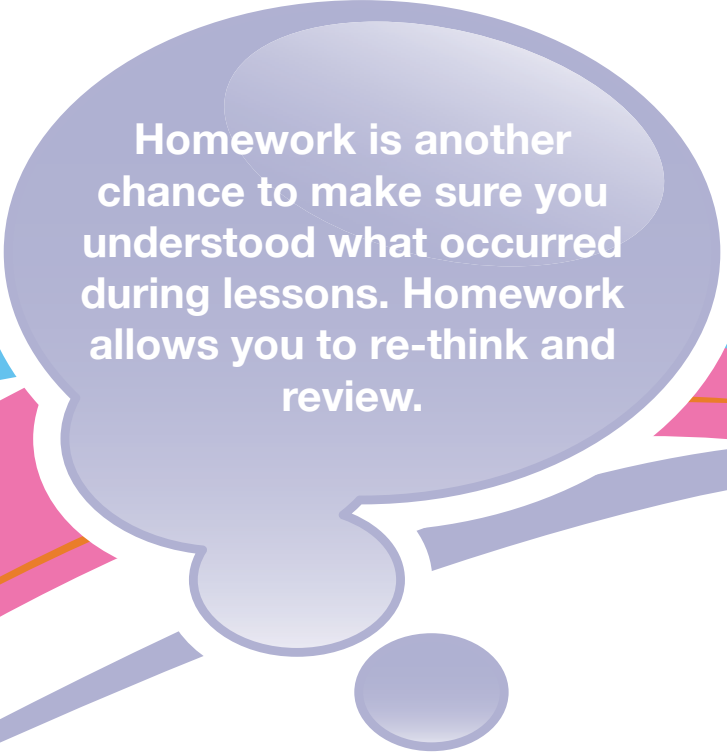
Homework is NOT optional and is given in most subjects each week...

What might you be asked to do for homework?

- Complete any class work which was unfinished in the lesson
- Learn work to prepare for a test
- Research work might be set, using the Library in school or the library in town. Research work means that your teacher will ask you to find out certain information about a certain topic and present your findings in an attractive way.
- Extension tasks for added challenge.
- Ask your parents/carers to look at your homework when you have finished and ask them to sign your book if they are happy with the work.
- Check your timetable for the next day and pack your bag before going to bed.
- If you have been ill then naturally teachers will understand, but out of politeness, it would be a good idea to bring a note from your parents/carers to explain this. The teachers will then arrange for you to do the work you have missed.
- If you claim to have forgotten your book, most teachers will accept this excuse once. If it happens again, perhaps there is a more serious problem and your Head of Year may be contacted.
- If you do not complete your homework and do not have a good excuse you will find yourself given a sanction.

Here is some advice about homework:

- You need to plan your homework:
- * Write down your homework during the lesson and be sure of when the work has to be handed in
- * Check with your teacher that you know exactly what you have to do.
- * Make sure that you give enough time for each subject by deciding when the first deadlines have to be met and whether to do the easiest work first or to make a start on the difficult homework.
- Try to avoid the following whilst doing your homework:
- * Eating meals
- * Having the television on
- * Sitting in a noisy room
- * Being distracted by mobiles and social networking



Homework is another chance to make sure you understood what occurred during lessons. Homework allows you to re-think and review.

Information for parents

Assessment / Recording / Reporting

Parent/Carers will receive three progress reports each academic year. When they receive these reports they are most welcome to contact the school to discuss it further with the relevant teacher or department.

At any time during the school year parents/carers are able to contact the Form Tutor or Head of Year if they have any queries regarding progress.

It is important that pupils frequently ask the questions:

How am I doing?

What do I need to do to improve?

Please encourage and help them to do so. Teachers are here to help your child achieve his/her very best!

In addition to these reports there will be two parents' evenings during the first year.

Autumn Term

At St Joseph's we expect to see every student represented at Parents' evening. If, for any reason, the student's parents/carers are unable to attend, grandparents or other older relatives are most welcome. They will be invited in to speak to Form Tutors and Senior Staff. The purpose of this meeting is to provide feedback on how pupils have settled into St Joseph's and to advise parents/carers on how they can help their children.

Summer Term

Parents/carers will be invited in to speak to Subject Teachers and Head of Year. At this stage parents/carers will already have received two progress reports.

"How can I manage so much new information?!"

Layla Carr 7H

"High school is a stimulating environment and I don't blame you for being overwhelmed but there are ways to keep track of what's what! Some of my favourites are a journal where you can keep track of each subject, Google keep that you can have as an app but please do what suits you best."

"HOMEWORK!"

Madison Noot, 7P

"Like everyone I had specific worries that I thought no one could answer but that's perfectly normal."

How do I get to school?

“One of my main worries were going on the bus and being on my own and maybe even getting off at the wrong stop.”

“When you get your bus pass, it will tell you what stop to get on, then you get off the same one. It will have all the information you need, plus new friends could be on your bus too”

Madison Noot, 7P

www.sjhs.org.uk/transport

For most families the arrangements of getting to and from school are the most worrying and is the one issue you may have the most questions about.

St Joseph's works very closely with our current transport partners (appointed by NCC) Newport Transport, Monmouth Travel and Phil Anslow who will be issuing your bus pass and will be responsible for your journey.

NOTE: you will only be allowed to travel for free on your bus route by producing your actual plastic pass - you are only permitted to travel on the service clearly marked on your pass e.g. SJ1. Students with an SJ1 pass can travel on other services e.g. SJ2, SJ3 etc. but would be required to pay. Please inform your child that they will not be allowed free travel if they have photographs of the pass on their phones. It MUST be the actual pass.

For information on applying for a free bus pass (subject to qualifying), please contact your Local Authority, arranging bus passes is an agreement between families and your travel provider.

www.newportbus.co.uk

www.philanslowcoaches.co.uk

www.monmouthshire.gov.uk

We have highlighted some simple rules to follow to ensure your journeys are safe and hassle free. Further information and a code of practice will be included in your Student Planner when school starts in September.

Please do not lose your bus pass as it will cost you a considerable amount of money to replace!

Bus rules...


- Always arrive at the bus stop on time and make sure you have your bus pass/money with you.
- Do not play about near the road while waiting for the bus. Wait on the pavement, well back from the road.
- Do not go near the bus and in particular, the wheels, until it has stopped.
- Do not push or rush for the door when the bus has stopped. Never operate the bus doors (except in an emergency).
- You should listen to the driver, do as he or she says with regard to the transport arrangements.
- Do not play games or throw objects on or from the bus, as this is dangerous and could cause an accident. Do not distract the driver and only use the emergency door IN CASE OF EMERGENCY.
- Once the vehicle has commenced its journey you must stay in your seat at all times.
- You must always wear a seatbelt if one is provided.
- Do not try to get on or off the bus until it has stopped.
- Take care that your coat or bag is not caught in the door when boarding or alighting.
- Having left your vehicle you should not return to it for safety reasons.
- Do not cross the road close behind or in front of the bus. You must be able to see clearly both ways. Where possible, use a pedestrian crossing.
- Older pupils should remember – your actions may influence younger children.
- Please remember that in the event of persistent misbehaviour you may be excluded from using school transport. Serious incidents of misbehaviour or vandalism will be reported to the police.
- Make sure you have all your belongings as you leave the vehicle. If you have forgotten something, you must telephone the bus company.

For further transport to school information, including dropping off rules and cycle safety please see our website.


<https://www.sjhs.org.uk/transport>

Hints...

These are some words of wisdom from our current Year 7:




Write a list of names of the new people you meet.



Take a tour of the school.



Say please and thank you.




Smile!






& Tips!


These are some words of wisdom from our current Year 7:



Make sure you have the right uniform/PE kit.



PUT YOUR NAME
IN YOUR COAT!



Don't be scared to ask for help and stay positive.



Be nice!

Q&A...

Thank you to our Year 7 pupils for answering these questions:

How did you feel this time last year?	<p>"I felt anxious about high school, I didn't think I was really ready for the new changes and the new environment, I felt as if it would be the hardest thing on Earth. I wasn't excited leaving the class I've been with for seven years, I just felt like it would be completely different, which is obvious but I thought that my new classmates would never feel the same as my old ones."</p>
How did you feel in September?	<p>"When I first saw the school I was nervous and afraid. It was a new year but in a new school, I was just anxious about what is going to happen and what was going to change. I felt like I was in a new world, surrounded by new people. I felt alone on the first day."</p> <p>"Going up to high school in September I felt really excited as I knew I would meet new friends and teachers. The teachers are really nice and I met new friends within the first week of school."</p>
What is your favourite thing about St Joseph's?	<p>"I like that there are multiple classes and you have more things to do and understand, I also like that your able to meet many, many new people because unlike primary there are about 200 new pupils in your year, something which gives you many opportunities to go meet new people and make new friends in other forms/classes."</p> <p>"My favorite thing about high school is that we have different teachers for different subjects."</p>
Have you felt supported?	<p>"The teachers are really supportive and they care for the students really well, but at the same time they try to make you as independent as possible. I have felt supported daily, sometimes simply when I got a bit lost and didnt quite know where I needed to be, teachers helped me."</p>
What is it like catching the bus?	<p>"It can be a bit stressful to start with because you have to remember which bus you go on, always find it before it leaves, and search each bus to find the right one BUT it's also fun because you know it'll wait there for awhile so you have time to get a chat with friends and you also get to meet new people in other year groups on the bus."</p> <p>"The bus is a great opportunity to be more independent, you get your own bus pass which lets you on the school buses or you can pay £1.25. The bus that I go on is packed everyday, so you shouldn't expect to have a row to yourself, you will probably sit by someone else."</p>

I was really worried about staying organised in school because I thought to myself that I would be laughed at, BUT NO...I was not laughed at and I did stay organised, it really helps. **I was also really worried about being lost** in St Joseph's because it was a very unfamiliar building, but during the first term of school we had a teacher come around with us and take us to all our lessons - sometimes I still get lost, but the Sixth Formers or teachers help to show me the way. **I used to think about which teachers I would have for each lesson**, because in primary school we would have the same teacher for each subject, but the teachers are extremely nice and very funny, so I am super grateful when I walk into their class room. **Kate Hatton 7S**

I was worried about who I would sit with during lunch and break time, how to pay in the canteen, all of the big lines, but there are always teachers managing the busy lunch and break time queues, and making sure everything is under control. During the first week we were allowed to go ten minutes early for lunch to help and were taken to the canteen by our teacher. **I was also worried about getting lost in an unfamiliar building** but during the first week we were taken to most of our lessons and we had a tour of the school. There was always a teacher nearby who could direct you if you got stuck. **Takondwa Chinungu, 7O**

What is the food like?	"In my opinion, it's cool! There's multiple options to pick from everyday but the only downfall is that you normally have to wait in a very long line and it takes forever to get to your food. Lunch time in high school is only 40 minutes so you really don't have that much time but other than that the food they make is delicious and there's many options to choose from and the desert is impeccable!"
How many lessons do you have?	"You have five lessons a day each lasting one hour. Your lessons can be double lessons or just normal single lessons. A double lesson is a lesson on one subject but twice as long which count as two lessons. So for example, you could have double Maths, double English and then a single RE lesson".
Is the uniform strict?	"Uniform has to be tidy. Compulsory items are a navy SJHS blazer, black shoes (no trainers), grey trousers or skirt, navy or gray tights/socks, with a light blue button up shirt. Don't forget your tie!"
What about your stuff?	"Make sure your bag isn't too big but make sure that everything fits in it. Handbags aren't big enough because you can't fit a lot in them! Don't bring too much into school because you have to carry it around the school all day and it can get heavy just bring the books you need for that day. Some things to bring are a lunch box small enough to fit in your bag (if you're not eating in the canteen), a water bottle, a pencil case for all your stationary and a spare notebook. I think you will love highschool :)"
One thing you should know!!	<p>"High school sounds scary but when you get there it's not, it's fun and you really do get to do many things that you couldn't in primary. Although there are some downfalls, they don't make high school bad. It's a place full of surprises, you never know what could come out of it, I assure you that it's better than you anticipate, it's a place full of opportunities.</p> <p>There's always someone there to help you or comfort you if nessecary and you're not alone in this journey. Everyone in your new form class will be getting used to it as well, you'll may still have primary friends in your class, so you could see some similar faces.</p> <p>High school may be different but it is still school! It's a place to learn and socialise. They don't want you feeling uncomfortable, they want you to feel like you're part of the St Joseph family."</p>



Books we love...

From action and adventure to magical fantasy or stories of everyday school and family life, the library has something for everyone. Here are some suggestions of books you might like to read over the summer. Also have a look at the following websites for a lot more fantastic suggestions:

www.booktrust.org.uk

www.lovereadings4kids.co.uk

www.scholastic.co.uk www.ckg.org.uk

The Library

The Library Resources Centre has recently been refurbished into a modern space designed to inspire pupils in a bright, vibrant and user-friendly environment. The new layout was designed by our students and the furniture chosen by them too.

We are open during break times...

Break: 11.00-11.20am

and lunch times...

Lunch: 1.20pm-1.55pm.


The Library can be used for reading and studying at break and lunch, and for the purchase of basic stationary items like pens, pencils and rulers. Our Librarian and Student Librarians are on hand to assist and offer advice. If you are interested in becoming a Student Librarian please ask the Librarian.

Please behave sensibly when accessing the Library. No food and drink is permitted and mobile phones should not be used. Pupils are asked to place their bags in the storage units as you enter the room.

Every Friday pupils may take part in the weekly Kahoot quiz. The fantastic SJHS book group is also very popular. If you wish to join please ask your the School Librarian for further details.

The fantastic SJHS book groups are hugely popular. If you wish to join, please ask the School Librarian for further details.

If you fancy some summer reading, try these...



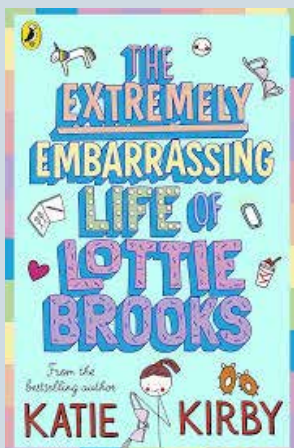
The Crossover
by Kwame Alexander




On the Wall
by Anne Fine




The First Year
by Matt Goodfellow



The Extremely Embarrassing
Life of Lottie Brooks
by Katie Kirby



Roller Girl
by Victoria Jamieson



The Boy who Made
Everyone Laugh by
Helen Rutter



Go Big: The Secondary
School Survival Guide by
Matthew Burton

English

English is:

A subject which encourages you to improve your literacy skills of Reading, Writing and Oracy through exciting and interesting activities!

What will you do in your English lessons?

By the end of Year 7 you will have completed a wide range of activities to improve your Reading, Writing and Oracy skills. Your learning will be based around the themes of identity, courage and respect. You will study a novel, great speeches, Shakespeare, poetry and non-fiction texts.

What about when you first start?

Your first few weeks in English will help you to build on the skills you have already gained in primary school with a focus on grammar and literacy skills. This will give us an invaluable opportunity to enable you to reach your full potential in the subject.

How will you build on Literacy skills??

In every English lesson, you will take part in dedicated independent reading time where you will be able to read a book of your choice from our very well stocked library! Not sure what you want to read? No problem! Our fantastic Librarian can help you find a novel you will love.

What do we expect of you?

- That you follow all of the school's behaviour rules.
- That you attempt every task set and try your best when completing it.
- That you join in during lessons, particularly during pair, group and whole class discussions.
- That you complete all homework set by the deadline and to the highest standard possible

How will you be assessed?

Each term you will complete Reading, Writing and Speaking and Listening assessments. Your teacher will spend a lot of time in class preparing you for your assessments. This assessment will show what progress has been made. As well as assessments, your teacher will regularly mark your exercise books and provide you with targets to improve your work. Your assessments and exercise books will be marked according to the school marking policy, which will be shown and explained to you when you arrive at St Joseph's, along with the school presentation rules.

What else can you expect?

- You may be involved in school trips to the theatre or research trips.
- Your English teacher will regularly book Chromebooks for you to use during English lessons.
- The opportunity to enter a variety of out-of-school and in-school competitions with lots of exciting prizes for the winners!

Your English teachers are looking forward to meeting you in September and helping you to reach your potential throughout the year!

Keep up with news, revision and interesting updates on the English Twitter and Instagram accounts, or use the school accounts for checking all subject details:

@sjhsnewport OR @MrsJonesSJHS



Mathematics

The work in your Mathematics lessons should be a natural follow-on from your work in primary school, where you have been following the bridging units.

- You will study topics from:
 - * Number and Algebra
 - * Shape and Space
 - * Data Handling
 - * Functional Skills and Investigative Maths
- By the end of the year we would hope that your mental arithmetic skills will be further developed, and that your confidence with maths has increased.
- It will be a big help if you know your tables, but some time will be given over to their practice.
- You will be 'set' into a certain group for maths based on your ability, and information from your primary school. You will be assessed regularly and you can move up a set if you work hard and make the necessary improvement.

- Homework will be set at least once a week and will help you practice skills you have been taught and identify if you have any difficulties. You must remember to complete your homework on time.
- To help you reflect on new work as you go along, there will be regular assessments as well as an end of year exam.
- We want you to get involved in your lessons as much as you can and to enjoy learning maths. As in your current school we make a lot of use of mini whiteboards so that you can show us what you know.
- You will need a pen, pencil, ruler, eraser and calculator for all lessons.
- You will have your own unique password and login to access Google Classroom to complete homework, revise and play mathematics games.

Keep up with news, revision and interesting updates on the Maths Twitter account, or use the school account for checking all subject details..

@SJHSMaths OR @sjhsnewport



Science

In science you will learn about a series of scientific ideas through a practically based course. The modules will provide you with the answers to many questions about how the world works.

After an introductory module about how to be safe in a science laboratory, you will learn about:

- **Cells** - the building blocks of life. How cells work together to form tissues and organs.
- **States of matter** - matter can be either solids, liquids or gases.
- **Forces** - the different types of forces and what they do. How are they useful and what problems do they cause.
- **Human reproduction** - male and female anatomy, how a baby is formed and develops.
- **pH** - acids and alkalis. How strong they are, how we measure the strength. Use of acids and alkalis.
- **Space** - the arrangement of the planets in our solar system. Stars, meteors and asteroids, what are they and what do they do?

Each module will where appropriate contain experimental investigations, where you will learn how to plan methods and record results to answer a problem. Your progress will be monitored regularly, so that you can watch your levels progress. At the end of each topic there will be end of topics tests.

There will be opportunities for students to produce work electronically on google classroom.

Keep up with news, revision and interesting updates on the Science Twitter account, or use the school account for checking subject details...

@sjhsscience OR sjhsnewport

RE

The main aim of the RE Department is to develop the Catholic faith experience of the students so that they may know the love of Jesus Christ more fully in their lives.

The RE Department aims to do this in a number of ways:

- By what the students learn and experience in RE lessons
- Through prayer and through the liturgy, especially the Mass.
- Through participating in retreat work.
- Students will have the opportunity to play major roles in masses and assemblies by offering prayers, singing or being servers.
- By thinking of others and assisting the outstanding work undertaken to support a number of charities.

By the end of Year 7 students will have completed topics including

- Creation
- The significance of the Bible
- Jesus the Messiah
- Mass
- Pentecost
- Christian denominations

There will be a primary focus on the following three skills: understand, discern and respond. You will be expected to complete three assessments in the year and homework will be set to support you with your revision.

Keep up with news, revision and interesting updates on the RE Twitter account, or use the school account for checking all subject details...

@SJHSRE OR @sjhsnewport



Art & Design

What materials will you use?

- You will use a wide variety of materials ranging from colouring pencils, soft pastels, oil pastels, watercolour paint, acrylic paint, charcoal, clay, ICT etc.
- Your sketchbook (which will be provided at your first Art lesson), pencil, eraser, sharpener and ruler.

What will you learn?

- You will learn how to use the various materials provided correctly
- You will learn various processes
- You will draw from observation and also from your imagination
- You will also learn about the work of artists especially Cymru artists.

How will you be assessed?

- You will be assessed by being given a grade, effort and personal comment
- Your assessment will be based on the National Curriculum for Art and Design (Understanding, Investigating and Making)
- You will take part in peer and self assessment
- At the end of the year, you will be given a National Curriculum Level ranging from 3-5. You will also be given a detailed report outlining your achievements and areas for improvement.

Other Information

- You will be taught by one of the three Art teachers - Miss Morris, Mrs Stevens and Mrs Neale
- Your work could be displayed in the classroom or corridor display boards
- You will be invited to take part in external and internal competitions.

Keep up with news, revision and interesting updates on the Art Twitter account, or use the school account for checking all subject details...[@sjhsnewport](#) [@sjhsart](#)



Computer Science



At St Joseph's, Computer Science is an essential and forward-looking subject that equips students with the knowledge, creativity and critical thinking skills required in the modern digital world. Students will engage in a diverse and ambitious curriculum that balances theoretical understanding with practical application.

Computational Thinking

Students will be encouraged to apply the concepts of computational thinking throughout lessons at St Josephs - a core foundation of problem solving in Computer Science. They learn to:

- Decompose complex problems into manageable parts.
- Recognise patterns and relationships.
- Develop step-by-step algorithms.
- Apply abstraction to focus on essential information.

These strategies are transferable across all subject areas and nurture a methodical and logical approach to challenges.

Cryptology and Codebreaking

An introduction to the principles of cryptology allows students to explore the history and mathematics behind secure communication. They will examine classical ciphers, encryption methods, and logic puzzles, gaining insight into how data can be protected in an increasingly digital society.

Programming and Software Development

Students progress through a structured programming pathway:

- Scratch: A visual language to build foundational logic and event-driven thinking.
- Python: A powerful text-based language used widely in industry and education.
- HTML: The core language of the web, enabling students to create and structure their own websites.

Through engaging projects, students gain confidence in designing, writing, and debugging their own code.

Digital Graphic Design

Students explore the principles of digital design, developing their understanding of concepts such as:

- Abstract and conceptual design.
- Symmetry, balance, and visual hierarchy.
- Effective use of white space and colour theory.
- The rule of thirds and layout composition.

These skills support both creative expression and professional communication in digital media.

Cyber Security and Digital Responsibility

As a CyberFirst Gold school, this is a topic we are very passionate about. They examine:

- Types of cyber threats and how they operate.
- Strategies to protect personal and organisational data.
- Ethical and legal responsibilities in the digital age.
- Motivations behind cybercrime and the role of legislation.

The curriculum promotes responsible digital citizenship and awareness of online safety.

Machine Learning and the Ethics of AI

As emerging technologies shape the future, students are encouraged to think critically about Artificial Intelligence. Topics include:

- How machines are trained to recognise patterns and make decisions.
- The ethical implications of bias in AI systems.
- The responsibilities of developers, users, and governments in AI deployment.
- The impact of automation on society and employment.
- These discussions nurture digital literacy and ethical reflection.

Data Literacy and Information Systems

Students are introduced to the role of data in society. They explore how information is collected, analysed, interpreted, and used to make evidence-based decisions - an essential skill for the data-driven world.

Preparing for a Digital Future

Our programme fosters resilient learners who are not only digitally skilled but also critical thinkers and responsible digital citizens. Computer Science is more than just a subject - it's a pathway to shaping the world around you.



Cymraeg

Before starting at St Joseph's, you should be able to:

- Confidently introduce yourself in Cymraeg by saying your name, age, where you live, birthday, likes and dislikes, numbers, colours, months of the year and days of the week.

By the end of Year 7 you will be able to:

- Build upon previous knowledge learnt from Primary School.
- Express your opinions using fancy phrases about your hobbies
- Recognise and know how to create tenses in Cymraeg.
- Learn the difference between the soft and nasal mutations.
- Learn about Hedd Wyn, Myrddin ap Dafydd and the importance of the Eisteddfod.
- Discuss and describe yourself and a famous Cymru person in Cymraeg.

By the end of Year 7, you will also have had the opportunity to:

- Use digital technology to complete research and language quizzes.
- Have practised the skills of oracy, reading and writing in Cymraeg. You will be able to take part in group conversations based on the topics you have learned
- Complete longer tests from time to time. These will be based on the work you have done in class and could be closed or open book activities.

Keep up with news, revision and interesting updates on the Cymraeg Twitter account, or use the school account for checking all subject details

@SJHSCymraeg and @sjhsnewport

Drama

Drama is a way of making sense of the world by developing social and emotional intelligence. We do this by exploring a variety of topics and styles of acting.

In Drama lessons we develop many skills;

- Thinking and creative skills
- Ways to express yourself
- Confidence
- Communication Skills
- Working with others
- Imagination
- Self control

You will learn how to use the Drama strategies, these help make your performances look more professional. You will learn:

- Role-play
- Improvisation
- Hot-seating
- Thought tracking
- Mime
- Cross-cutting
- Gesture
- Freeze Frames
- Still Image

REMEMBER Drama is not about being a brilliant actor. Everyone can do well so just be prepared to try your best. Your drama lessons will be fun!

Other opportunities

Drama Clubs, School Productions and Theatre Trips.

Keep up with news, revision and interesting updates on the Drama Twitter account, or use the school account for checking all subject details...

@sjhsdramadept OR @sjhsnewport

Geography

Geography is everywhere – without it you are lost. It helps you to understand the complex and dynamic world in which you live. In Geography, we aim to help students to develop an understanding of their global responsibility and interdependence as well as encourage them to develop their own opinions and attitudes.

What will pupils learn?

In Year 7 we study four topics:

Geographical Skills

Pupils' knowledge of continents and oceans is consolidated before introducing key map skills for them practice. The unit is then finished off with a local scale introduction to Duffryn/ Newport.

Development

Pupils gain knowledge in classifying countries before determining why there is uneven development around the world. They then use this new knowledge to apply it to Tanzania to investigate whether this country can become a HIC over time.

Rivers and Flooding

By the end of this topic pupils will have learned how the water cycle operates. They will also have learned how specific processes result in distinctive landforms along the river's course. They will have investigated contributing factors of flooding as well as effects and responses of flooding in the context of Bangladesh.

Fieldwork

Pupils are introduced to fieldwork for the first time and their first opportunity to test theory out in the field. In this unit, pupils revisit the concept of flooding and how different land-use influences flood risk. They will then apply this knowledge to look at flood risk across the school site by completing an infiltration experiment.

How will pupils be assessed?

- In Year 7 pupils will be given one half hour homework per week.
- They will complete 3 assessed pieces of work in each unit that will be used to determine the progress they are making within Geography.

They will also sit an examination at the end of the year that will cover topics they've learnt through Y7 Geography

Geography teaches valuable skills, so by the end of Year 7 pupils will be able to:

- Understand and apply all the basic map skills (4 & 6 figure grid references, use direction/scale) Being able to interpret maps and graphs showing different statistical information.
- Carry out field work.
- Work independently and develop empathy for other communities around the world.
- Develop their ability to explain and provide evaluation in their writing.



History

In Year 7 pupils will be taught history in two lessons over a fortnight which will be delivered by one teacher.

What will we learn in History?

- How did Britain change after the Norman Conquest?

By the end of the autumn term you will have learned about:

- What is history? You will learn all about the skills of history.
- The Norman invasion.
- The Norman Conquests of England and Cymru.

Why was the Church so important?

By the end of the spring term you will have learned about:

- Why the Church was so important in the Middle Ages?
- King John.
- The causes and results of the Black Death.

Life in a medieval village in Cymru.

By the end of the summer term you will have learned about:

- The lives of the rich and poor in the medieval period.
- Crime and punishment in medieval villages.
- Cosmeston village.

History teaches valuable skills, so by the end of Year 7 you will be able to:

- Use historical evidence.
- Know the difference between cause and consequence.
- Know the difference between fact and opinion.
- Carry out independent research.
- Work in a team to complete tasks.


How will you be assessed?

At the end of each unit you will sit an assessment in which you will be given a National Curriculum level. You will also sit an examination at the end of the year that will cover topics from across the year.

Keep up to date with all the latest news, revision and updates on the history Twitter account, or use the school account for checking all subject details.

@HistorySJHS or @sjhsnewport





International Languages

We are looking forward to welcoming you in the International Languages department. The aim of learning languages is to help you communicate throughout the world.

During Year 7 you will learn and develop French speaking, listening, reading and writing skills. For us learning a new language should be fun and interactive, lessons incorporate a variety of tasks and we make regular use of ICT. We will help you make links to Cymraeg and other languages you may speak - languages connect us.

By the end of the year you will be able to:

- Introduce yourself to others.
- Talk about your likes and dislikes relating to food and hobbies.
- Use French grammar and sentences successfully; present tense regular verbs, opinions and reasons and use adjectives.
- Developing writing skills to include spontaneous writing up to 60 words.

How You Will be assessed in French?

Using self/peer assessment. Live marking in the classroom - listen to teacher's feedback. Key tasks - you will be given success criteria and feedback based on this to help you improve and move forward.

Homework is set weekly and will involve a variety of tasks such as writing and reading, research and learning new vocabulary.

We endeavour to organise trips to France for students in Year 8, it is a fabulous few days and the students have always really enjoyed using their French in genuine situations.

If you would like to get going in the meantime you could use Duolingo.

Keep up with news, revision and interesting updates on the Music Twitter account, or use the school account for checking all subject details.

@SJHSMFL or **@sjhsnewport**



Music

In Music lessons you will:

- Explore your musical creativity, imagination and expression through the new curriculum for Cymru
- Build your confidence
- Develop your singing and instrumental skills
- Develop your group work skills
- Develop your communication skills
- Improve practical and listening skills
- Have fun!

You will create and perform your music using a wide range of instruments including:

- Voice
- Keyboard/Piano
- Percussion instruments
- Use of music software packages such as GarageBand and Sibelius
- Guitar and more!!!

You will perform:

- In class
- In concerts
- In assembly

You will learn about fun and exciting songs and pieces of music AND compose your own original music

You will learn about:

- Music from different countries, times and styles
- The 'Elements of Music' (pitch, rhythm, tempo, dynamics, etc)
- How to read music and how to write it down

You will be assessed on:

- Your performing skills
- Your composing skills
- Your listening skills

You will identify your own strengths and areas for improvement and plan how to develop your skills.

Extra Opportunities

You will be able to learn instruments here at St Joseph's too... We have a great team of peripatetic teachers that visit the school to teach:

- Piano
- String instruments (Violin and Cello)
- Woodwind Instruments (Flute, Saxophone, Clarinet, Oboe and Bassoon)
- Brass Instruments (Trumpet, Trombone, Cornet, Horn, Tuba and Euphonium)
- Drums
- Electric and Acoustic Guitar
- Bass Guitar and Double Bass
- Singing
- DJ'ing

If you are interested in learning an instrument come to the special meeting with the Head of Music in the first week of term to find out all you need to know.

If you currently learn an instrument and would like to carry on learning it here at St Joseph's come to the meeting too. You will also be able to join our fabulous extra-curricular groups...

- Orchestra
- Choir
- Jazz Band
- Wind Band
- Percussion Group

You can use our rehearsal rooms to form your own ensembles/groups too.

Everyone can perform in our School Concerts, Advent and Christmas Services and the Stage Musical Productions!

Looking forward to seeing you in September!

Keep up with news, revision and interesting updates on the Music Twitter account, or use the school account for checking all subject details...

@SJHSMusic OR @sjhsnewport

Physical Education

By the end of Year 7 both boys and girls will have:

- Experienced gymnastics and will have produced their own sequences of movement both on the floor and on apparatus.
- Completed a course on health related fitness to help you understand more about the relationship between exercise and good health.
- Learned the basic skills and rules of some of the following:

Netball, hockey, rugby, soccer, basketball, baseball, dance and athletics and how to develop the skills taught.

What is expected of you in PE:

- You will be expected to participate in all lessons to the best of your ability in school kit
- Activities are changed every half-term
- There will be practical assessment every half-term in which you will be asked to perform certain tasks, for example, to perform a sequence of movement for gymnastics.
- Apart from the Health Related Fitness unit, you will not be expected to do homework in PE!

Some Special Rules for PE

- Chewing gum in lessons is strictly forbidden
- Jewellery must not be worn during lessons
- Shoulder length hair must be tied up for all lessons
- If you cannot take part in PE or games, you must provide a note from parent or carer. You are still expected to bring your kit so that you can contribute in other positive ways.

Keep up with news, revision and interesting updates on the PE Twitter account, or use the school account for checking all subject details...

@StJoesRCpe OR @sjhsnewport

Remember

What we hope to do in PE is to help you ENJOY yourselves. You will have the opportunity at St Joseph's to participate in a wide range of activities. Some of you will go on to represent your school, county or even country in a number of sports. Others of you will not want to be world beaters, but will be content to enjoy the different activities on offer which we hope you will want to continue outside school.

Extra Opportunities

- St Joseph's runs an extensive extra-curricular programme during the lunch hour and after school
- At times involvement in the clubs will mean you are selected to represent the school for a team in an inter-school event. Transport to and from the venue will be provided but transport home must be arranged as these will be outside of normal school hours
- After school clubs finish at 4.30pm. So alternative travel arrangements need to be organised
- All fixtures and results are displayed on our school website.



Technology

By the end of Year 7 you will have learned:

- What Design Technology is
- How to use a range of equipment and work with different materials
- How to solve a problem
- The importance of safety and hygiene
- How to use a range of computer software such as CAD and CAM

By the end of Year 7 you will have completed modules in Resistant materials, Food and CAD/CAM

You will have learnt how to:

- Measure, mark and cut accurately
- Draw and present written work to a high standard
- Use a range of hand held tools and power driven machinery
- Prepare a range of healthy food products
- Use ICT facilities to produce a range of products

- Test things and say what you have found
- Review, evaluate and make changes in order to improve results
- Your work will be assessed so it is important that you do your best at all times.
- At the end of a module, all the work is given a final grade.
- Various homework activities will be set and the work will be given a grade.
- You will be given the opportunity to assess your own work and that of your peers.

If you are really good and produce very good work you will be awarded a worthy of praise and be provided with opportunities to extend your skills through additional workshop sessions.

Some Special Rules for Technology


Workrooms can be dangerous places so you will be expected to be on your best behaviour and obey the safety code at all times

Keep up with news, revision and interesting updates on the Technology Twitter account, or use the school account for checking all subject details...

@sjhsnewport



FUN ZONE



FUN ZONE

See if you
can complete
some of these
challenges...



What are we?

Find as many words as possible which describe St Joseph's.
Draw a line through the ones you find... (there are more than 10)

C	Q	A	W	P	B	L	N	Z	V
O	T	E	Y	O	I	P	J	U	Q
M	N	R	V	F	G	W	N	D	F
M	E	X	C	I	T	I	N	G	K
U	N	I	T	E	D	S	O	B	U
N	X	Y	T	E	I	R	A	V	F
I	L	Y	P	P	A	H	P	Y	A
T	E	A	M	J	K	B	M	E	M
Y	R	E	H	T	E	G	O	T	I
S	U	C	C	E	S	S	F	U	L
C	I	L	O	H	T	A	C	B	Y
L	O	T	S	T	O	D	O	Z	Y

Quiz

What do you already know about St Joseph's RC High School?

1 What was the occupation of St Joseph?

.....

2 How many staff are employed at St Joseph's?

.....

3 How many pupils do you think will be in your Year?

.....

4 Who will be your Head of Year?

.....

5 What are the colours in the St Joseph's school tie?

.....

6 How many form groups will there be in Year 7?

.....

7 How many students do you think will be in each form?

.....

8 How many primary schools 'feed' St Joseph's RC High School?

.....

9 Can you name two other primary schools, besides your own, which send students to St Joseph's

.....

10 How many languages are spoken at St Joseph's?

.....

11 What time does school start?

.....

12 What time does school finish?

.....

13 What is the school's website address?

.....

14 Who is the Twitter page for 1) everyone 2) the school council and 3) the Headteacher?

.....

General Knowledge Quiz

Try and answer some of these cross curricular quiz questions.
If you are not sure of the answer try doing a little research.

1 How many of Jesus' disciples can you name?

2 If you mixed the colour of the Cymru rugby shirts with the colour of the Scottish rugby shirts.
What colour would you make?

3 Add the number of players on a hockey team to the number of players in a football team.
What is your total number of players?

4 Name as many different types of building materials as you can...

5 How many national parks can you name?

6 Name the UK's three longest serving monarchs.

7 How many plays did William Shakespeare write? Can you name one?

Pieces of eight....!

1 Name 8 countries that speak Spanish.

.....

2 What is the correct order of the colours in a rainbow?

.....

3 List 8 countries that have animals/creatures on their national flag?

.....

4 Name 8 countries that the equator goes through.

.....

5 Can you name 8 materials that are used to build a house (but not wood, brick, or plastic).

.....

6 Name the countries that have hosted the Olympic Games.

.....

7 List 8 three letter words that do not have a consonant in them.

.....

8 Name 8 fruits that grow on a tree.

.....

Scrabble

Your task is to change the letters into a number solution...



Total = $1 + 2 + 2 + 1 + 1 + 1 + 2 + 1 + 1 = 12$



Total =



Total =



Total =

Looking back and forward...

What would you say were the FIVE happiest things that happened to you in primary school? Write them down.

What are you looking forward to the most at St Joseph's?

Numeracy questions

Some of these questions might be a bit of a challenge!

1 If there are five lessons every day, how many lessons would you go to in four weeks?

.....

2 If you missed two days because you were ill, how many lessons would you attend in four weeks?

.....

3 There are 60 minutes in one hour. Calculate how many minutes you spend at St Joseph's each day?

.....

4 You attend school for five days each week. How many minutes do you spend at St Joseph's in a week?

.....

.....

5 If you had £10 on your dinner card and spent £2.50 on a meal, 75p on a snack and 50p on a drink, how much money would be left on your card?

.....

.....

6 If you had £10 on your dinner card and you spent £1.75 each day, how much would be left at the end of the school week?

.....

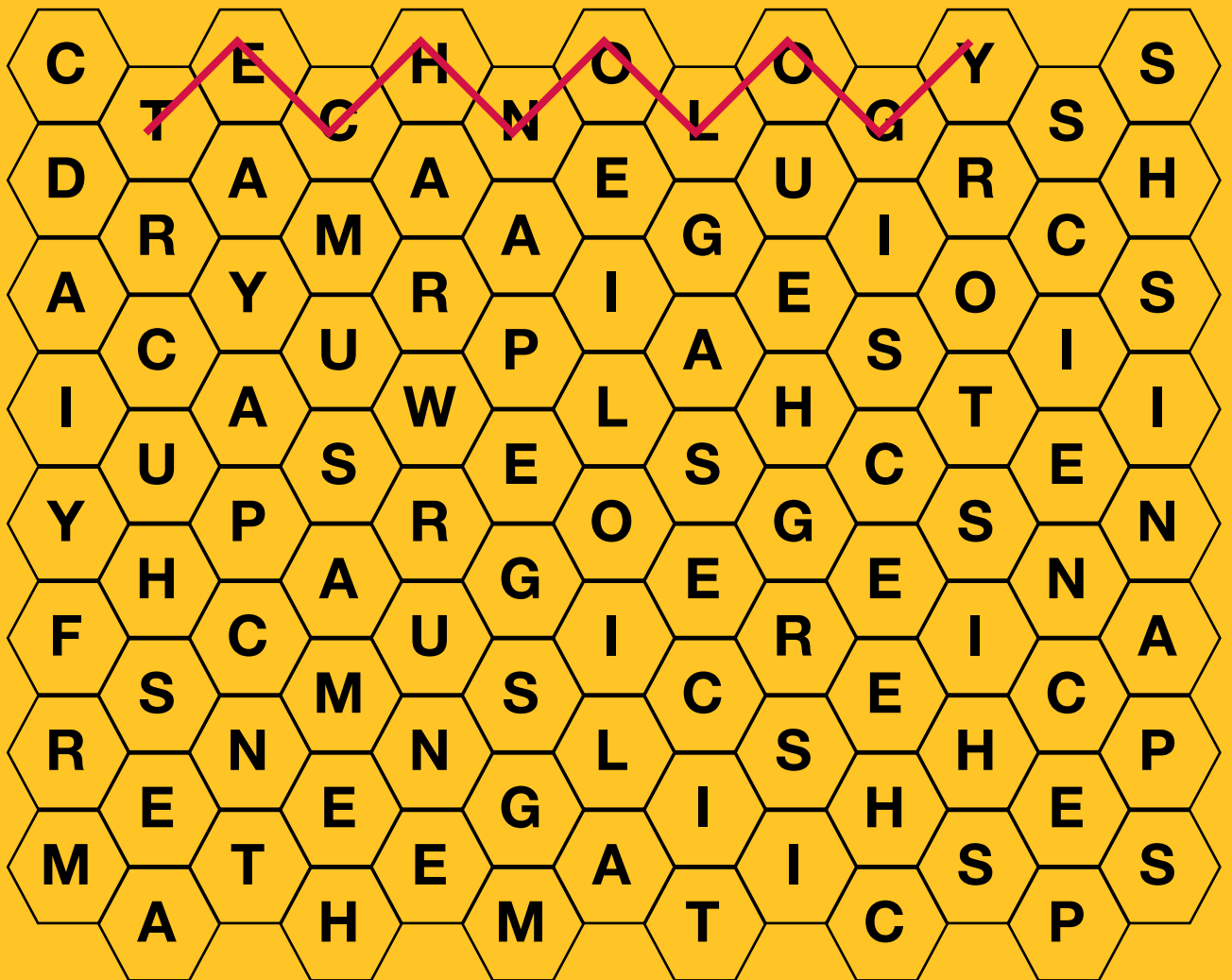
.....

7 Your school bus leaves at 3.30pm. It takes 35 minutes to get to your bus stop and you walk for another 10 minutes to get home. What time do you arrive at your house?

.....

The subjects I will learn

The polygon grid below contains 13 subjects you will study in your first year at St Joseph's. How many can you find?



Technology
Mathematics
PE
Drama
English

Music
Geography
Welsh
Science
History

RE
Spanish
IT
Cymraeg
French

A little self-reflection...

You don't have to show this to anyone else... unless you want to!

1. What living creature sums up your personality?

.....

2. If you were a colour, what would you be and why?

.....

3. What are your three strongest personal qualities?

.....

4. How would your family and friends describe you in three words?

.....

5. If you could visit any place in the world, where would it be?

.....

6. If you were to write a book, what would the opening sentence be?

.....

7. If you could be any famous historical character, who would you be?

.....

8. What superhero power would you most like to have?

.....

9. What three things do you value most in a friend?

.....

Put it on a Post It!

You only have one post it note for each of the following, what do you write?

Post It No.1 - Things to remember you need to have a successful day.

Post It No.2 - What does being a good person and trying your best look like?





Post It No.3 - A rhyme to cheer someone up or to say thanks for being kind.




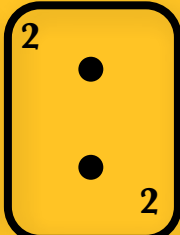





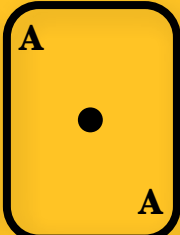

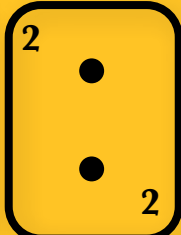

Play your cards right!







Look at the cards you have been dealt. Add up the numbers for each hand and calculate your total. Your challenge is not to go above 21. What would the next card have to be to make up 21?

(Ace = 1 point)

			Total = _____	
9	2	3	Next Card? _____	

				Total = _____	
5	7	4	2	Next Card? _____	

					Total = _____	
A	9	A	7	2	Next Card? _____	

					Total = _____	
3	3	4	2	A	Next Card? _____	

**Looking forward
to meeting you
in September!**



St. Joseph's RC High School

Pencarn Way
Tredegar Park
Newport
NP10 8XH

Telephone: 01633 653110
Email: sjhs@newport.gov.uk
www.sjhs.org.uk

Ysgol Uwchradd Gatholig Joseff Sant

Ffordd Pencarn
Parc Tredegar
Casnewydd
NP10 8XH

Ffôn: 01633 653110
Ebost: sjhs@newport.gov.uk
www.sjhs.org.uk

www.facebook.com/stjosephsnewport

twitter.com/sjhsnewport

You can also view this brochure on our website

www.sjhs.org.uk/transition



St. Joseph's RC High School
Ysgol Uwchradd Gatholig Joseff Sant