

Welcome

---

We have missed you

---

# Welcome

- In our own moment of reflection let us close our eyes, pause, think and pray.
- For those we love, for those we miss, for those who need us, for those who have passed, for those who sacrifice for us, for those who are in trouble, for those in pain and for those who are isolated and lonely.
- Read to yourself or follow with your teacher the short prayer on the left that asks us to think of others, give them inner strength as we face a new day, and be thankful for the things we have in our lives.

## My Daily Prayer

### *Today is my Day!*

*Today* is the day I put aside all that worried or upset me yesterday.

*Today* is the day I say no to any thought, any feeling or any remembrance of past hurt or disappointment.

### *Today* is the day **I say yes to life!**

*Today* is the day I see that I can do more, be more, **live more**.

*Today* is the day I know that neither my **happiness** nor **success** depend on any person, place, or thing.

*Today* is the day I see in myself all the qualities I need to be **happy**, to be **fulfilled**, to be successful in all that I undertake.

*Today* my world is fresh and new!

*Today* I am filled with **self confidence** with the assurance that I am the master of my life.

*Today* I set about to **accomplish Great Things**, to live up to the high expectations I have set for myself.

*Today* I will succeed for God is with me and His Spirit in me is **my inspiration** and **my capability**.

**Today Is My Day!**

And So It Is!

**SHARE**

# Welcome

- We are so pleased to welcome our new year 7 and the rest of St Joseph's school community back again.
- We are here for you.
- There are lots of adults who will be there to support you whether it is getting started, settling back into a routine, wellbeing matters, teaching and learning, family matters or something more personal.
- It has been a long long time and we realise that everyone has been through some difficult, challenging and stressful times.



# Welcome

- It is essential that we all take a little time to consider the following very important health and safety messages that allow us to live safely, whether this be in school or at home.
- The slides have key messages that we all need to consider so that we keep ourselves and others safe.
- Please be kind and thoughtful with your words, actions and deeds.
- Poor, inconsiderate or malicious behaviour will not be tolerated
- ***Infection protection*** is EVERYONE'S business.





# Welcome

## Safety in and around our school buildings

- Please ensure you follow ALL instructions regarding social distancing, zones, entrances and exits.
- Please be respectful of everyone's space and behave in a polite and considerate manner.
- Do not touch items that do not belong to you.
- Cough or sneeze into the fold of your elbow or catch it in a tissue and bit it. **Catch it, Bin it, Kill it.**
- Be mindful of others when arriving and leaving the building.
- You must NOT touch others or share ANY items.
- Use the sanitising stations provided your teacher will tell you when you are expected to santise throughout the day.



# 7 STEPS OF HAND WASHING



Step 1 - Hands should be wet with liquid soap applied for a good lather. (Water temperature needs to be between 35 °C and 45 °C)



Step 2 - Rub your hands palm to palm.



Step 3 - With your right palm rub the back of your left hand. Swap hands and repeat.



Step 4 - Then, interlace your fingers and rub your palms together.



Step 5 - Interlock your fingers and rub the backs of them against your palms.



Step 6 - Enclose your right hand around your left thumb and rub as you rotate it. Swap hands and repeat.



Step 7 - Rub your right fingers in a circular motion in your left palm. Repeat with your left fingers.

After washing, always thoroughly rinse your hands in warm running water, and dry with a clean disposable towel.

Never use reusable towels as you will transfer harmful bacteria back onto your clean hands.



## Welcome

### Effective washing of hands


- This remains the best way of protecting ourselves and others.
- Please read the instructions with your teacher.
- Ask questions if you feel you need to.
- It is essential that **WE ALL** follow and practice these rules when on school site and at home.
- This **MUST** be done each time you visit the toilets, before eating, after eating or taking off a face mask.

# Welcome

## Why hand washing is so important

- Think about how often you wash your hands each day.
- Please remember why we are asking you to do this.
- Are you being conscientious?
- Clean hands are safe hands.
- It is not just about you but your family, friends, and others you meet.
- Spread kindness and consideration not coronavirus.





PLEASE  
RESPECT  
SOCIAL  
DISTANCING

# Welcome

Social distancing is still expected to take place in school.

- Do not invade others' space and certainly do not come closer than 2m to an adult
- If you need help in a classroom, please put your hand up and ask politely.
- Do not touch others when in the classroom, in corridors, at lunch/ break or on the school bus.
- Limited numbers of pupils will be allowed to access the toilets so that space is protected.
- Failure to comply with these expectations will result in severe consequences.



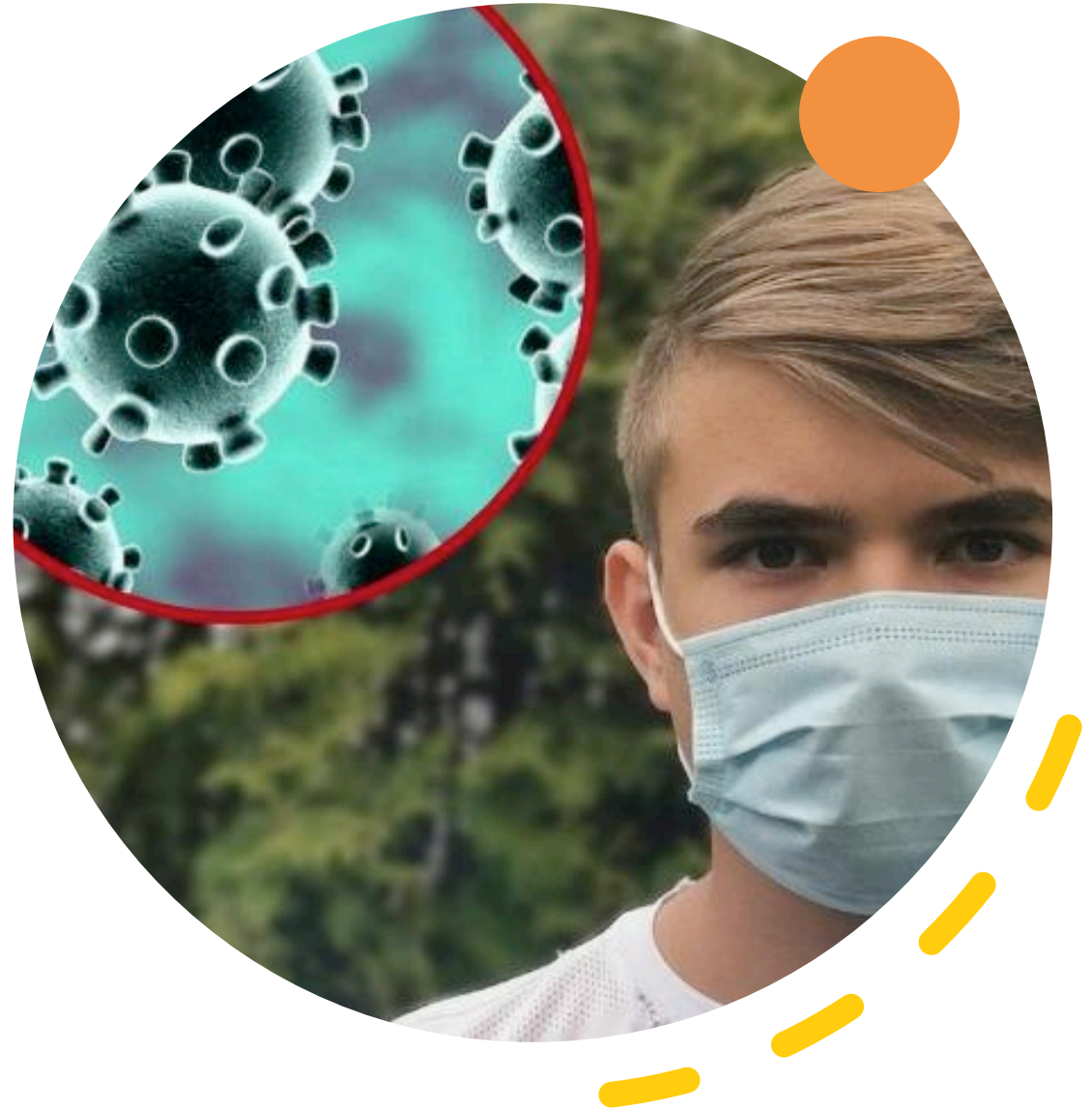
# Welcome

- **If you chose to wear a face covering** it must cover the mouth and nose. When putting coverings on, and while they are on, you should only handle the straps, ties or clips. Do not touch the front of the face covering, or the part of the face covering that has been in contact with your mouth and nose. You should also wash your hands thoroughly with soap and water for 20 seconds or use hand sanitiser before and after removing.
- The Chief Medical Officer for Wales has recommended, for some time, that good hand washing, and respiratory hygiene are still the most important things we can do to contain the virus.



# Welcome

- Remove the face covering carefully – do not touch the front of the face covering or the part of which has been in contact with your mouth and nose.
- If you aren't at home, place your face covering in a litter bin or take it home in a plastic bag and put it in your bin. Do not litter as it can damage the environment.
- If you are at home, put it in your household waste bin.
- Do not put single use face coverings in the recycling bin as they can't be recycled.
- You do not need to put them in an extra bag or store them for a time before throwing them away.
- Please remember to wash your hands thoroughly with soap and water for 20 seconds or use hand sanitiser immediately after removing your face covering and throwing it away.



# Welcome

## How should I care for my reusable face covering?

- If you are using a reusable face covering, store it in a plastic bag until you can wash it.
- Wash it in line with manufacturer's instructions at the highest temperature appropriate for the fabric. You can use your normal detergent and you can wash and dry it with other laundry.
- Do not give it to someone else to use.
- You must throw away your face covering if it is damaged.
- Make sure you clean any surfaces the face covering has touched.






# Welcome

- The wearing of face masks applies to all enclosed public transport vehicles including buses, coaches, trains, trams, ferries and aircraft (where they take off or land in Wales). It also applies to taxis.
- Face coverings should be worn for the duration of the journey on public transport. This means they must be worn from when you get on the vehicle and they must stay in place until you get off.
- There is no legal requirement to wear a face covering while waiting for transport to arrive. At a bus stop, for example, normal practice on maintaining 2 metre social distance should be observed.





# Welcome



It is great to have you back in school but;

- Please stay safe.
- Come to school ready to learn.
- Abide by all our expectations for EVERYONE's safety and wellbeing.
- Keep modelling great behaviour and gospel values.
- Ask for help if you need it.
- Look after each other.
- **Catch it, bin it, kill it.**
- Remember **infection protection** is everyone's responsibility.